

# Keysight Technologies

## Full-featured CW Microwave Counters for Field, Factory or Lab

53150A 20 GHz Counter

53151A 26.5 GHz Counter

53152A 46 GHz Counter

Technical Overview



## High performance microwave counters: at home, in the field, bench or ATE environment

- Ultrawide range, single input (from 50 MHz up to 46 GHz)
- Simultaneous power and frequency measurement with analog peaking indicator
- GPIB and RS-232 standard
- Lightweight and rugged
- Battery optional

## Convenience, portability and outstanding performance

The innovative designs of the Keysight Technologies, Inc. 53150 Series microwave counters offer an uncluttered, feature-laden front panel. These designs present no-compromise performance and quality in a surprisingly small, light, battery operated product.

## The convenience of a single microwave input

The Keysight 53150 Series has an advanced sampler that integrates a separate zero bias Schottky diode for the accurate measurement of input power. This allows measurement of both frequency and power with a single connection. No compromise in frequency coverage is required for this capability. The ultrawideband microwave input covers the entire RF and microwave spectrum, from intermediate frequencies (IFs) of 50 MHz to millimeter waves.

The power measurement accuracy and repeatability of these counters rivals power meters with diode sensors. Since frequency and power of the input signal are measured simultaneously, adjustment for the diode's frequency response is done automatically. And like the latest in diode sensors, compensation is also made for deviation from square law.

## Field tough but ready for benchtop or ATE applications

The Keysight 53150 Series is as comfortable in the field as in the laboratory. The rugged case with an integrated tilting handle can tolerate the vibration and shock expected in field use. The backlit LCD display ensures visibility in all environments, from dark to full sunlight, at distances exceeding 15 feet.

If AC power is unavailable, the internal, replaceable camcorder batteries provide at least 2.5 hours of continuous operation. The unit can also be powered from an external 11-18 VDC source.

For benchtop and ATE applications, the Keysight 53150 Series delivers full functionality and high measurement speed. The fully programmable RS-232 interface and high speed GPIB interface are standard features.

## No compromise performance

The Keysight 53150 Series offers exceptional sensitivity by utilizing a single board design with low phase noise PLL circuitry. Despite their simple appearance, these counters retain all the powerful functions one expects in precision instrumentation: measurement averaging, arbitrary as well as nulling offsets for both frequency and power, display of power in either dBm or Watts.

Additional capabilities include full control of resolution, sampling rate, and GPIB address, plus extensive self-diagnostics, fast acquisition times and full programmability. Performance surpasses the industry standard Keysight 5350 Series, in virtually every aspect, in a package less than half the weight and size.

## Measurement Specifications and Characteristics

All measurement specifications are over the full signal and temperature ranges unless otherwise noted.

Input characteristics	53150A	53151A	53152A
<b>Frequency range</b>			
Channel 1 (Normal mode)	10 Hz - 125 MHz	10 Hz - 125 MHz	10 Hz - 125 MHz
(Low pass filter enabled)	10 Hz - 50 kHz	10 Hz - 50 kHz	10 Hz - 50 kHz
Channel 2	50 MHz - 20 GHz	50 MHz - 26.5 GHz	50 MHz - 46 GHz
<b>Sensitivity</b>			
Channel 1			
10-30 Hz	40 mVrms	40 mVrms	40 mVrms
30 Hz-125 MHz	25 mVrms	25 mVrms	25 mVrms
Channel 2			
50-300 MHz	-20 dBm	-20 dBm	-20 dBm
0.3-12.4 GHz	-33 dBm	-33 dBm	-33 dBm
12.4-18 GHz	-33 dBm	-33 dBm	-30 dBm
18-20 GHz	-29 dBm	-29 dBm	-27 dBm
20-26.5 GHz	N/A	-25 dBm	-27 dBm
26.5-40 GHz	N/A	N/A	-23 dBm
40-46 GHz	N/A	N/A	-17 dBm
<b>Maximum input</b>			
Channel 1			
	2 Vrms	2 Vrms	2 Vrms
Channel 2			
50 MHz - 2 GHz	+5 dBm	+5 dBm	+5 dBm
2-46 GHz	+13 dBm	+13 dBm	+13 dBm
<b>Damage level</b>			
Channel 1			
	120 V (dc + ac pk) linearly derated to 5 Vrms at 125 MHz	120 V (dc + ac pk) linearly derated to 5 Vrms at 125 MHz	120 V (dc + ac pk) linearly derated to 5 Vrms at 125 MHz
Channel 2			
	+27 dBm	+27 dBm	+27 dBm
<b>Impedance (Nominal)</b>			
Channel 1			
	1 M $\Omega$ /60 pF	1 M $\Omega$ /60 pF	1 M $\Omega$ /60 pF
Channel 2			
	50 $\Omega$	50 $\Omega$	50 $\Omega$
<b>Connector</b>			
Channel 1			
	BNC female	BNC female	BNC female
Channel 2			
	SMA/APC-3.5 compatible female	SMA/APC-3.5 compatible female	2.92 mm removable, SMA/APC-3.5 compatible female
<b>SWR (Typical)</b>			
Channel 2			
50-300 MHz	1.5:1 typical	1.5:1 typical	1.5:1 typical
0.3-10 GHz	2.0:1 typical	2.0:1 typical	2.0:1 typical
10-20 GHz	3.0:1 typical	3.0:1 typical	3.0:1 typical
20-26.5 GHz	N/A	3.0:1 typical	2.5:1 typical
26.5-46 GHz	N/A	N/A	2.5:1 typical
<b>Coupling</b>			
Channel 1			
	AC	AC	AC
Channel 2			
	AC	AC	AC
<b>Emissions (Typical)</b> ("kickback noise")			
Channel 1			
	N/A	N/A	N/A
Channel 2 (measuring/no input)			
	-40 dBm/< -70 dBm	-40 dBm/< -70 dBm	-40 dBm/< -70 dBm
<b>Resolution</b>			
Channel 1/Channel 2			
	1 Hz to 1 MHz	1 Hz to 1 MHz	1 Hz to 1 MHz

## Measurement Specifications and Characteristics *Continued...*

Input characteristics	53150A	53151A	53152A
<b>Accuracy</b>			
Channel 1/Channel 2 (LSD = resolution selection)	$\pm 1 \text{ LSD} \pm \text{residual stability}$ $\pm(\text{timebase error} \times \text{frequency})$	$\pm 1 \text{ LSD} \pm \text{residual stability}$ $\pm(\text{timebase error} \times \text{frequency})$	$\pm 1 \text{ LSD} \pm \text{residual stability}$ $\pm(\text{timebase error} \times \text{frequency})$
<b>Residual stability*</b>			
Channel 1	N/A	N/A	N/A
Channel 2	0.6 LSD rms	0.8 LSD rms	1.25 LSD rms
*Counter and source tied to same timebase			
<b>Measurement time (Typical)</b>			
Channel 1	1/Resolution + 20 ms	1/Resolution + 20 ms	1/Resolution + 20 ms
Channel 2	1/Resolution + Acquisition time + 20 ms	1/Resolution + Acquisition time + 20 ms	1/Resolution + Acquisition time + 20 ms
Acquisition time (Typical) (1 MHz FM rate, power measurement off)			
Channel 1	N/A	N/A	N/A
Channel 2 (FM Auto/FM Off)	125 ms/100 ms	125 ms/100 ms	140 ms/115 ms
<b>FM tolerance</b>			
Channel 1	N/A	N/A	N/A
Channel 2 (FM Auto)	20 MHz p-p max @ 10 MHz rate	20 MHz p-p max @ 10 MHz rate	20 MHz p-p max to 26.5 GHz, 12 MHz p-p max above 26.5 GHz @ 10 MHz rate
(FM Off)	1 MHz p-p @ 10 MHz rate	1 MHz p-p @ 10 MHz rate	1 MHz p-p @ 10 MHz rate
<b>AM tolerance</b>			
Channel 1, Channel 2	Any index provided minimum signal level is not less than sensitivity	Any index provided minimum signal level is not less than sensitivity	Any index provided minimum signal level is not less than sensitivity
<b>Amplitude discrimination</b>			
Channel 1	N/A	N/A	N/A
Channel 2 below 300 MHz	N/A	N/A	N/A
above 300 MHz	Automatically measures the largest signal present provided signal is > 10 dB(typical) above any signal separated by less than 75 MHz; > 20 dB (typical) above any signal separated by more than 75 MHz	Automatically measures the largest signal present provided signal is > 10 dB(typical) above any signal separated by less than 75 MHz; > 20 dB (typical) above any signal separated by more than 75 MHz	Automatically measures the largest signal present provided signal is > 10 dB(typical) above any signal separated by less than 75 MHz; > 20 dB (typical) above any signal separated by more than 75 MHz
<b>Power measurement</b>			
Channel 1	N/A	N/A	N/A
Channel 2	N/A	N/A	N/A
Range	Counter sensitivity to +7 dBm	Counter sensitivity to +7 dBm	Counter sensitivity to +7 dBm
Accuracy at input connector** (0 dBm to -20 dBm)			
0.05-12.4 GHz	$\pm 1.5 \text{ dB}$	$\pm 1.5 \text{ dB}$	$\pm 1.0 \text{ dB}$
12.4-20 GHz	$\pm 1.5 \text{ dB}$	$\pm 1.5 \text{ dB}$	$\pm 1.5 \text{ dB}$
20-26.5 GHz	N/A	$\pm 2.0 \text{ dB}$	$\pm 1.5 \text{ dB}$
26.5-46 GHz	N/A	N/A	$\pm 2.0 \text{ dB}$
Resolution	0.01 dB	0.01 dB	0.01 dB
Display	dBm or millwatts/microwatts	dBm or millwatts/microwatts	dBm or millwatts/microwatts
**see graphs for typical data			

# Typical\* power measurement uncertainty at 25 °C for various input levels

\*Typical means approximately 2/3 of all units will meet these characteristics.

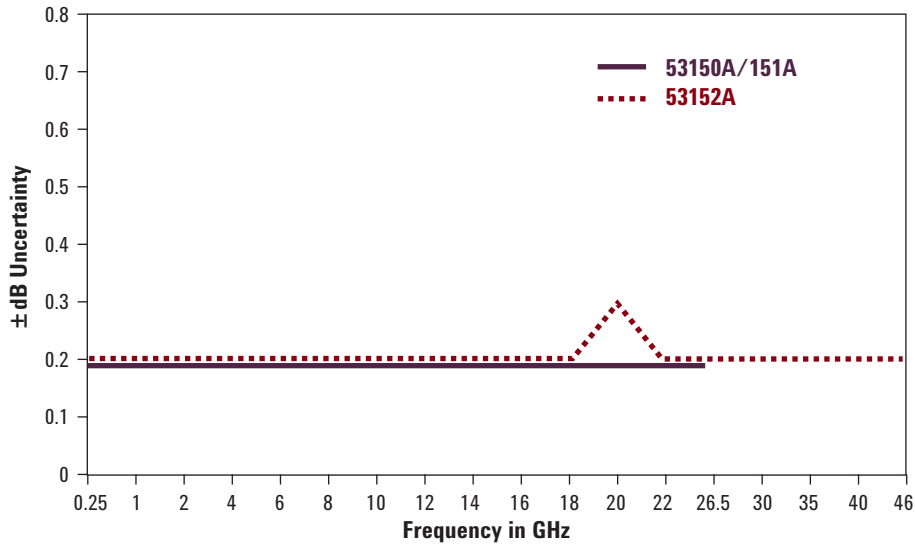


Figure 1. -10 dBm input level at 25 °C

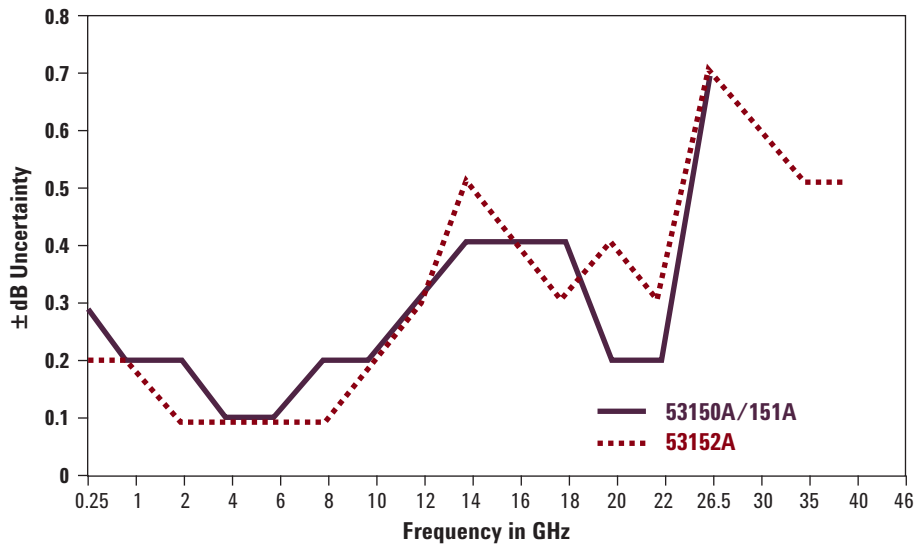


Figure 2. 0 dBm and -20 dBm input level at 25 °C

# Typical\* power measurement uncertainty at -25 dBm input level

\*Typical means approximately 2/3 of all units will meet these characteristics.

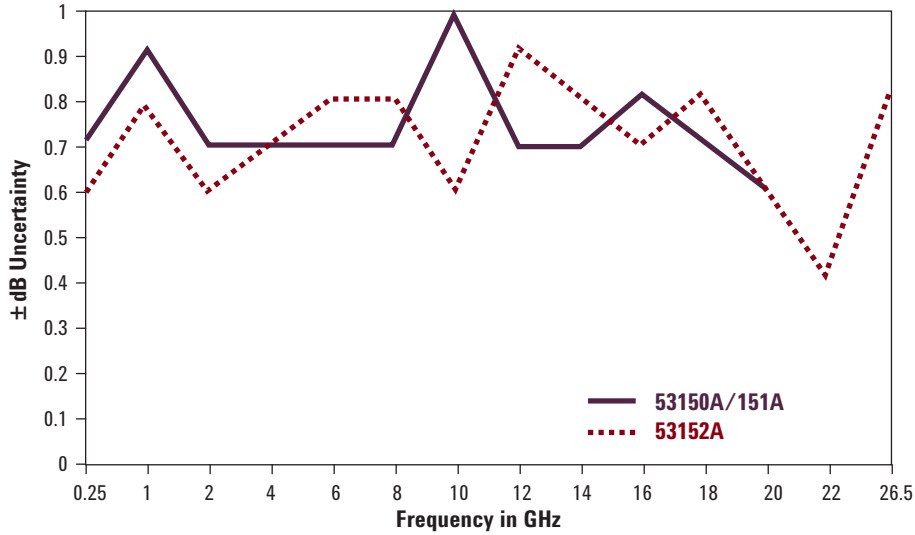


Figure 3. -25 dBm input level at 25 °C

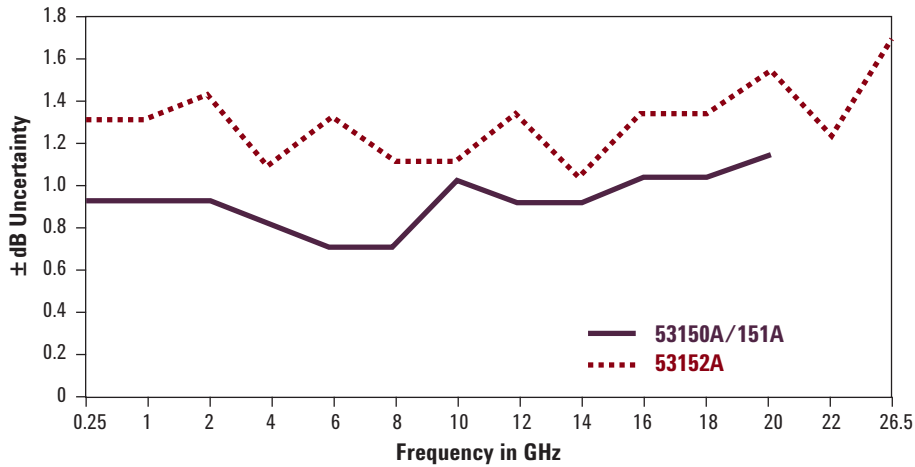


Figure 4. -25 dBm input level from 0 to 55 °C

## Timebase

Frequency: 10 MHz

Output: 10 MHz sine wave, 1 Vrms into 50 Ω

External timebase input: 1, 2, 5, 10 MHz; 1 to 5 Vrms into 50 Ω

Connector: BNC female located on rear panel

Internal timebase stability

	TCXO (Standard)	Oven (Option 001)
Aging rate		
Per day	–	$< 5 \times 10^{-10}$
Per month	$< 1 \times 10^{-7}$	$< 1.5 \times 10^{-8}$
Short term (1 s avg. time)	$< 1 \times 10^{-9}$	$< 2 \times 10^{-10}$
Line variation (±10%)	$< 1 \times 10^{-7}$	$< 1 \times 10^{-10}$
Warm-up	–	$< 1 \times 10^{-8}$ within 5 min. after turn-on at 25 °C
Temperature stability (0-55 °C)	$< 1 \times 10^{-6}$	$< 1 \times 10^{-8}$

## General information

Save and recall: Up to 9 complete instrument setups may be saved and later recalled. These setups are retained when power is removed.

Sample rate: User-selectable Fast (nominally 20 ms between readings), Medium (nominally 250 ms between readings), Slow (nominally 1 s between readings) and Hold.

Self test: Internal memory and count circuitry automatically tested at startup, via menu selection, or remotely. Error messages displayed to indicate failed tests.

Size: 213 mm W x 88.5 mm H x 300 mm D

Operating temperature: 0-55 °C  
With battery option: 0-40 °C

Weight: 4 kg without battery option, 6.4 kg with battery option

Programming: GPIB (IEEE-488.1-1987, IEEE 488.2-1987) or RS-232C

Language: SCPI-1992.0 (Standard Commands for Programmable Instruments)

RS-232C rates: User-selectable 2400 to 19200 baud

Power supply:  
AC: 90-132 Vac; 47.5-66 Hz or 360-440 Hz 216-264 Vac; 47.5-66 Hz line selection: automatic  
power requirements: 75 VA max. (25 W typ.)

DC: (Option 002 only): 11-18 Vdc; 2A max.

Battery (Option 002):  
Type: VHS camcorder, lead acid (2 each) Charge time: 8 hours in unit  
Capacity: 2.5 hours min. at 25 °C

Math functions:

Offset: Last reading and/or entered offset to reading for either power or frequency

Averaging: 1 to 99 measurement running average

Cable loss compensation: Offsets power reading via linear interpolation of user-entered attenuations with up to 9 independent frequency points.

Display: Backlit LCD. Backlight can be turned on or off via front panel control.

Sleep mode (Option 002 only):  
Automatically activated if no input is present for 5 minutes.

Safety: Designed in compliance with IEC-1010, CAN/CSA 1010.1

EMC: Designed in compliance with IEC-11, EN50082-1, IEC801-2, -3, -4.

## Accessories supplied

Operating, programming, and service manuals and ac power cord.

Ordering information

53150A	20 GHz counter
53151A	26.5 GHz counter
53152A	46 GHz counter

Options

Option 001	Oven Timebase
Option 002	Battery and DC input
Option 1CM	(53150-67001) Rackmount kit

53153A (Option 007) Soft carrying case for 5315xA microwave counters

Option A6J ANSI 7540 Compliant Calibration

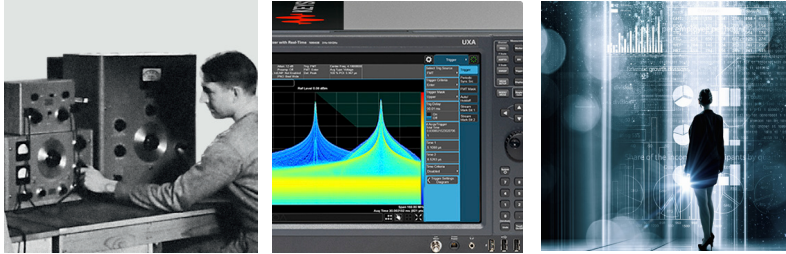
Option W30 Three years of Return Repair Service

Option W50 Five years of Return Repair Service

## Evolving Since 1939

Our unique combination of hardware, software, services, and people can help you reach your next breakthrough. We are unlocking the future of technology.

From Hewlett-Packard to Agilent to Keysight.



For more information on Keysight Technologies' products, applications or services, please contact your local Keysight office. The complete list is available at:

[www.keysight.com/find/contactus](http://www.keysight.com/find/contactus)

### Americas

Canada	(877) 894 4414
Brazil	55 11 3351 7010
Mexico	001 800 254 2440
United States	(800) 829 4444

### Asia Pacific

Australia	1 800 629 485
China	800 810 0189
Hong Kong	800 938 693
India	1 800 11 2626
Japan	0120 (421) 345
Korea	080 769 0800
Malaysia	1 800 888 848
Singapore	1 800 375 8100
Taiwan	0800 047 866
Other AP Countries	(65) 6375 8100

### Europe & Middle East

Austria	0800 001122
Belgium	0800 58580
Finland	0800 523252
France	0805 980333
Germany	0800 6270999
Ireland	1800 832700
Israel	1 809 343051
Italy	800 599100
Luxembourg	+32 800 58580
Netherlands	0800 0233200
Russia	8800 5009286
Spain	800 000154
Sweden	0200 882255
Switzerland	0800 805353
	Opt. 1 (DE)
	Opt. 2 (FR)
	Opt. 3 (IT)
United Kingdom	0800 0260637

For other unlisted countries:

[www.keysight.com/find/contactus](http://www.keysight.com/find/contactus)  
(BP-9-7-17)



[www.keysight.com/go/quality](http://www.keysight.com/go/quality)  
Keysight Technologies, Inc.  
DEKRA Certified ISO 9001:2015  
Quality Management System

### myKeysight

#### myKeysight

[www.keysight.com/find/mykeysight](http://www.keysight.com/find/mykeysight)

A personalized view into the information most relevant to you.

[http://www.keysight.com/find/emt\\_product\\_registration](http://www.keysight.com/find/emt_product_registration)

Register your products to get up-to-date product information and find warranty information.



#### Keysight Services

[www.keysight.com/find/service](http://www.keysight.com/find/service)

Keysight Services can help from acquisition to renewal across your instrument's lifecycle. Our comprehensive service offerings—one-stop calibration, repair, asset management, technology refresh, consulting, training and more—helps you improve product quality and lower costs.

#### Keysight Assurance Plans

[www.keysight.com/find/AssurancePlans](http://www.keysight.com/find/AssurancePlans)

Up to ten years of protection and no budgetary surprises to ensure your instruments are operating to specification, so you can rely on accurate measurements.

#### Keysight Channel Partners

[www.keysight.com/find/channelpartners](http://www.keysight.com/find/channelpartners)

Get the best of both worlds: Keysight's measurement expertise and product breadth, combined with channel partner convenience.

[www.keysight.com/find/frequencycounters](http://www.keysight.com/find/frequencycounters)



This information is subject to change without notice.

© Keysight Technologies, 2017  
Published in USA, December 2, 2017  
5966-3118E  
[www.keysight.com](http://www.keysight.com)